



DR SURGICAL TECHNIQUE

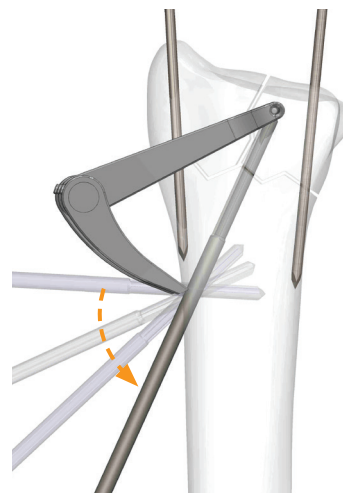
Reduction and Provisional Fixation



Target Wire and Template



Implant Access — Incision and 2.5 mm Side Cut Drill



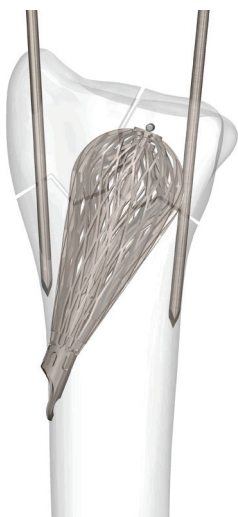
Implant Access — Guide Pin and 5.0 mm Drill



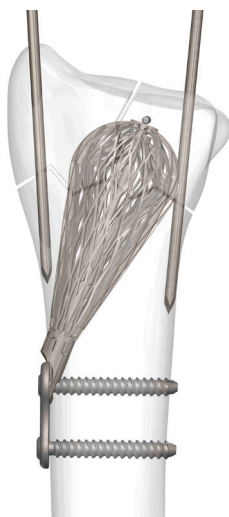
Cavity Preparation



Implant Delivery and Lock



Proximal Plate Application



Distal Fragment Fixation .045 K-Wire and 2.0 mm Drill



Secure Fragments



Confirm Anatomic Reconstruction and Remove K-Wires

